



**- LISTENER -**

**ACAPORT SYSTEM**

**ONLINE SESSION PARTICIPATION  
GUIDE**

[www.acaport.com](http://www.acaport.com)



/idrcongress



/idrcongress



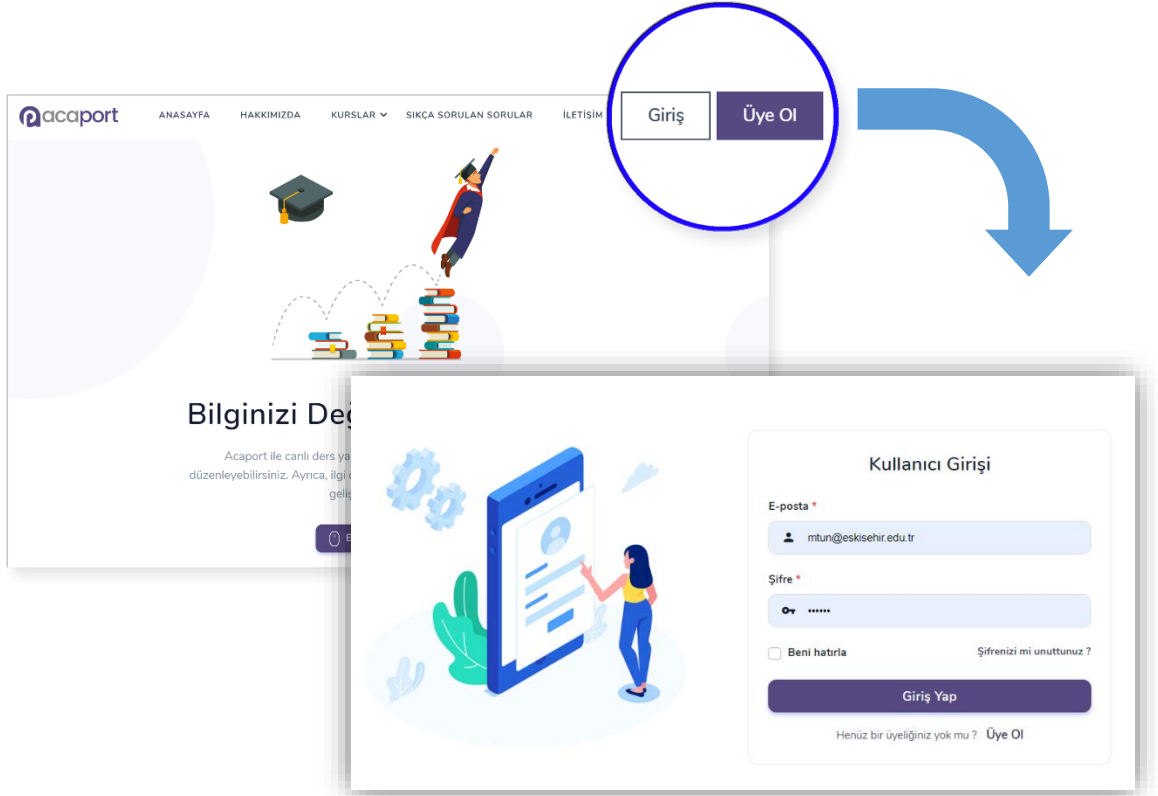
/idrcongress



/idrcongress

## 1. Please log in into ACAPORT Online Platform.

<https://www.acaport.com>



- When you log in to [www.acaport.com](http://www.acaport.com) by phone, the LOGIN link will be visible in the menu when you click the three lines in the upper right corner.
- A password has been sent to the e-mail address you registered to the congress via [acaport.com](http://www.acaport.com).
- E-mails may sometimes fall into the spam (junk) folder. Please check this folders. If your password has not yet been received, please contact us.
- Tel .: 0 (222) 3239129 - Emir Balkan
- After logging in to the site, you will see the Calendar (PROGRAM) screen.
- This calendar lists all the events (Opening, Closing, Oral Presentation, Panels etc.) to be held on 13-15 October. You can view all sessions by scrolling the screen.
- In idRc2020, 4 simultaneous sessions will be held in Hall A, Hall B, Hall C, and Hall D.



/idrcongress



/idrcongress



/idrcongress



/idrcongress

## 2. Access to Online Sessions and Use of the Calendar

Takviminiz

Bütün Salonlardaki Canlı Etkinlikleri Göster

< > Bugün Kişisel Takvimim 12 – 18 EKİ 2020 Ay Program

SALI 13 Ekim 2020

9:00 – 9:10 ● AFET VE DİRENÇLİLİK KONGRESİ

10:00 – 12:10 ● Salon A / Salon 1: OTURUM 1 – "idRc2020" Açılış Oturumu / Opening Session  
Teknik Moderatör: Muammer TÜN - Uğur AVDAN  
**Konuşmacılar / Speakers**  
10:30 Prof. Dr. Tuncay DÖĞEROĞLU (Eskişehir Teknik Üniversitesi Rektörü)  
10:40 Prof. Dr. Vural Kavuncu (Kütahya Sağlık Bilimleri Üniversitesi Rektörü)  
10:50 Yavuz Erdal KAYAPINAR (Çevre ve Şehircilik Bakanlığı, Mekansal Planlama Genel Müdürü)  
**Keynote Speakers:**  
11:00 Claudio Tomasi (UNDP; Türkiye Mukim Temsilcisi)  
11:30 Dr. Kozo NAGAMI (JICA; Genel Müdür Yardımcısı ve Afet Riski Azaltma Grubu Grup Direktörü, Küresel Çevre Departmanı, JICA)

12:50 – 15:00 ● Salon B / Salon 2: OTURUM 3, PANEL 2: Covid-19 Salgınında Sağlık Çalışanı Olmak: Saha Deneyimleri  
**Moderatör:** Dr. Yeşim ÜNAL (UMKE Derneği)  
**Teknik Moderatör:** Dilek Küçük Matçı - Emre Bektöre  
**Konuşmacı:** Mülkiye OKYAY - İstanbul Eyüp Sultan Devlet Hastanesi  
**Konuşmacı:** Melek YILDIRIM - Diyarbakır 112 Acil Sağlık Hizmetleri  
**Konuşmacı:** Zekiye KAYA - Kütahya Samanpazan Aile Sağlığı Merkezi  
**Konuşmacı:** Seyfullah ORHAN - İstanbul Başakşehir Devlet Hastanesi  
**Konuşmacı:** Serkan SAYAR - Trabzon Karadeniz Teknik Üniversitesi Hastanesi

12:50 – 15:00 ● Salon C / Salon 3: OTURUM 4 PANEL 3 "idRc2020" Marmara Bölgesi Deprem Hazırlıkları  
**Moderatör:** Prof. Dr. Nilgün OKAY (İstanbul Teknik Üniversitesi)  
**Teknik Moderatör:** Sunay Mutlu  
**Konuşmacı:** Kemal Duran - (İstanbul Büyükşehir Belediyesi)  
**Konuşmacı:** Dr. Fazilet ALTINIŞIK - (Bursa Büyükşehir Belediyesi)  
**Konuşmacı:** Mustafa CEVHER - (Kocaeli Büyükşehir Belediyesi)  
**Konuşmacı:** Kenan ÇOLAK - (Sakarya Büyükşehir Belediyesi)  
**Konuşmacı:** Sevim AVCI YENER - (Tekirdağ Büyükşehir Belediyesi)  
**Konuşmacı:** Ömür BAYAR - (Yalova Belediyesi)

12:50 – 15:00 ● Salon D / Salon 4: OTURUM 5 SÖZLÜ SUNUM / YAPI DİRENÇLİLİĞİ  
**Oturum Başkanı:** Dr. Öğr. Üyesi Hakan Erdoğan  
**Teknik Moderatör:** Dr. Öğr. Üyesi Onur Kaplan  
**1006:** Binalarda Deprem Tehlike Değerlendirmesi: Kağıthane Örneği - Meryem Yılmaz  
**1070:** Cevizlibağ ve İncirli Metrobüs Üst Geçitlerinin Deprem Performansı - Emrullah Dar, E. Şafak  
**1138:** Sokak Taraması Yöntemi ile Binaların Bölgesel Deprem Risk Dağılımının Belirlenmesi Üzerine Bir Uygulama - Özge Korkmaz, H. Erdoğan, İ. T. Güven, D. Gerçek  
**1140:** Türkiye Yapı Muayene Sistemi - Rasim Temür, O. Kaplan, Y. Güney, A. Doğan, A. İlki  
**1072:** Denizli İli Çameli Bölgesinin Deterministik Yöntem Kullanarak Yeni Nesil Azalım Modelleri: (Nga-W1) ile

- When the corresponding Session time comes, it will be active and the icon will start blinking when the session seen as passive (blue color) becomes active (red color).
- When the time of any session comes, you can participate in the online session by clicking on the event.
- When you click on the session you want to join, the system will direct you to the "Zoom" site.



/idrcongress



/idrcongress



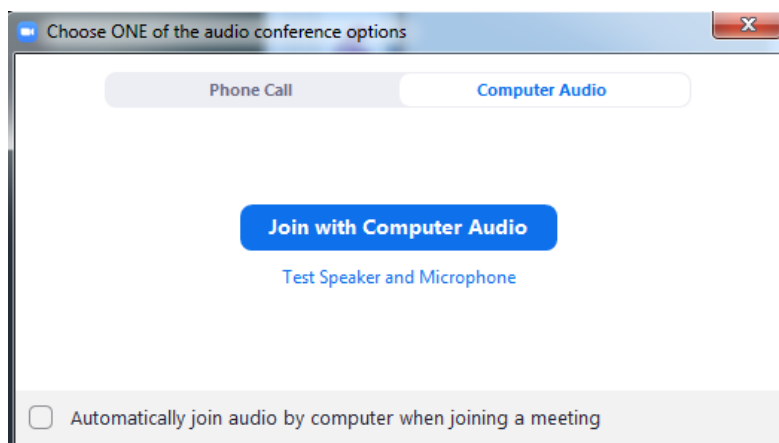
/idrcongress



/idrcongress

### 3. Accessing Session with Zoom

- When the related page is opened, the Zoom program installed on your device (phone, tablet, computer) will be automatically opened.
- If it doesn't open automatically, please join the event by choosing to connect with the Zoom program.
- If you have not used the zoom program before, please login to <https://www.zoom.us/> and download the program to your phone, tablet or computer.
- Make sure that your microphone and speaker are working by making at least one conversation using the zoom program.
- There is no device restriction for the participants who will participate as listeners. You can join the event from any device you want.
- When the Zoom program is opened, the system will ask you whether to participate by voice. You can connect to the event by selecting the "Join with computer audio" option.




- All activities were initially prepared by Acaport with your microphone and camera turned off.
- You can participate in the session by requesting permission from the Chair or Panel Moderator for the use of microphones for all events you attend as a listener.





## 4. Speaking and Asking Questions in Session



- If you want to speak when you connect to the session, when you activate the feature by clicking on "Raise Hand", the Moderator will see that you raise your hand on his screen. When you are done speaking, you should deactivate this feature by clicking over the "Raise Hand" again.
- You can also direct your questions in the form of a text message by clicking to "Q&A". Speakers will be able to see your questions on their screens.
- When the moderator allows you to speak, your microphone access will open and the microphone icon will appear in the lower left corner of your screen. Don't forget to turn on your microphone when you start talking and turn off your microphone when your conversation is complete.



/idrcongress



/idrcongress



/idrcongress



/idrcongress

## 5. Leaving Session and Logging in to Other Sessions

- You can close the activity by clicking the Cross button in the Zoom program or clicking the "Leave" button at the bottom right of the screen.
- In order to log in to other sessions continuing at the same time, you can click on the relevant session and log in as "Listener" in the same way.
- You can see all events on the program screen, as well as only the events in the relevant hall you have chosen, by clicking the button at the top of the screen where the halls are located.

The screenshot displays the IDR Congress program interface. At the top, there is a navigation bar with a calendar icon and the text "Takviminiz". Below this, there is a dropdown menu labeled "Bütün Salonlardaki Canlı Etkinlikleri Göster" (Show All Live Activities in All Halls) with a downward arrow. The main content area shows a calendar view for the date "13 Ekim 2020". The calendar has columns for "Bugün" (Today) and "Kişisel Takvimi" (Personal Calendar). The main calendar grid shows sessions for the day of 13 October 2020. The first session is from 9:00 to 9:10, titled "AFET VE DİRENÇ". The second session is from 10:00 to 12:10, titled "Salon A / Salon 1 Teknik Moderatör". The third session is from 11:00 to 11:30, titled "Keynote Speaker". The fourth session is from 12:50 to 15:00, titled "Salon B / Salon 2: OTURUM 3, PANEL 2: Covid-19 Salgınında Sağlık Çalışanı Olmak: Saha Deneyimleri". The fifth session is from 12:50 to 15:00, titled "Salon C / Salon 3: OTURUM 4 PANEL 3 'idRc2020' Marmara Bölgesi Deprem Hazırlıkları". The sixth session is from 12:50 to 15:00, titled "Salon D / Salon 4: OTURUM 5 SÖZLÜ SUNUM / YAPI DİRENÇLİLİĞİ". The interface also includes a "Program" button and a "Ay" (Month) selector.



## 6. Preparing a Personal Program

- You can exit the "Public Calendar" mode by clicking on "Personal Calendar" on your schedule screen.



- By clicking the "Edit My Calendar" button on the screen that opens, you can select only the sessions you want to attend and create a personal schedule.

